

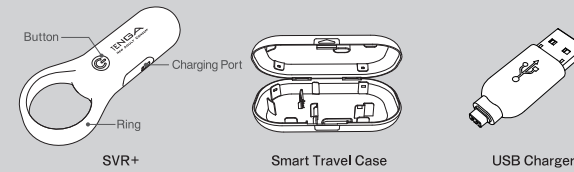
# TENGA | SVR PLUS

## SMART VIBE RING PLUS

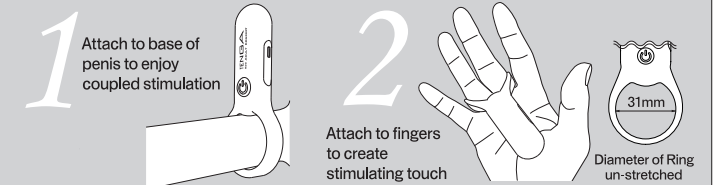
## USER MANUAL

Always read User Manual before use and store this manual without disposing.

### Included Parts



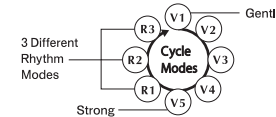
### How to Use



#### Vibration Patterns

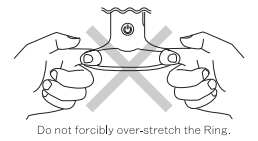
- Press & Hold to turn ON / OFF
- Starts from vibration V1
- Press Button to cycle through modes

5 vibration strengths (V1-V5) & 3 rhythm modes (R1, R2, R3)



#### Warning: When wearing the SVR+

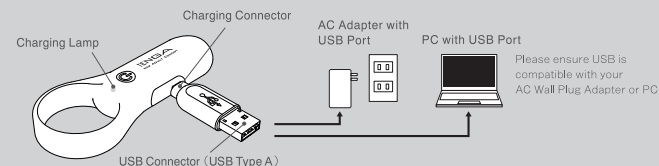
The SVR+ uses a soft silicone, but tightness of the item is subjective to the user. If you feel the product is too tight, or see any adverse bodily effects, cease use immediately and consult a medical professional. The silicone material will stretch due to wear-and-tear from regular usage. If you feel the Ring is too loose for use, please dispose and consider purchasing a new SVR+.



1

2

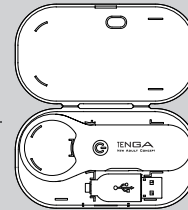
### How to Charge



※ The TENGA SVR USB Cable is also compatible with the SVR+.

### How to Store

Place the SVR+ and USB Charger into the Smart Travel Case as shown, close case and store.



- ① Face the USB Charger so the USB symbol is facing upwards, and connect to the SVR+.
- ② Connect the USB Charger to a compatible AC Adapter or PC. The Charging Lamp will turn on if charging properly. Once fully charged, the Charging Lamp will turn off.
- ③ Remove the USB Charger horizontally so as not to damage either the USB Charger or USB port of your charging device.

- ⚠ Do not force plugs into ports. This may lead to product damage.
- ⚠ ALWAYS ensure the ports are dry after washing. If ports are wet there is danger of electrocution or death, and damage to product.
- ⚠ Do not charge using speed chargers or anything that has an output of more than 5V1A. This may lead to damage of product.

- ⚠ Always Charge fully if you have not used the SVR+ for prolonged periods.
- ⚠ To avoid degradation of battery, please ensure to fully charge at least once every 6 months.
- ⚠ Do not plug in or remove USB Charger with wet hands.
- ⚠ The USB Charger is NOT waterproof.

3

4

### Attention

- Wash before first use and after every use with cold or tepid water. Do not boil or wash with hot water.
- Keep away from hot, humid places and direct sunlight. These may cause product damage or fire hazards.
- Do not clean with alcohol or highly acidic/alkaline cleaners. This may cause disfiguration of product.
- Keep out of reach of children. Detachable parts may cause choking hazards.
- DO NOT drop or expose to extreme force as this may cause product damage.
- Do not use when tired or under the influence of alcohol as this may cause health troubles.
- Keep away from flames. Do not use when smoking. These may cause fire hazards.
- Do not use in salt water or sea water. This may lead to product damage.
- Do not leave in water for prolonged periods of time. This may lead to product damage.
- If you notice any adverse physical effects during use, cease use immediately and contact a medical professional. Prolonged use may cause injury or health problems.
- Use the least constrictive ring size that maintains an erection, since excessive constriction could injure the penis.
- Device use may bruise or rupture the blood vessels within the penis or scrotum, resulting in petechiae (a small purplish spot on a body surface, such as the skin or a mucous membrane, caused by a minute hemorrhage), hemorrhage (flow of blood from ruptured blood vessels), or the formation of a hematoma (localized swelling filled with blood resulting from a break in a blood vessel).
- Do not share with others to avoid transmission of contagious diseases and infections.
- Do not use on same part of body for over 15 minutes.

- Limit use of the constriction ring to no longer than 30 minutes per use.
- Prolonged use of the constriction ring (i.e., without removal) may cause permanent injury to the penis.

Use of a constriction ring may aggravate already existing medical conditions such as Peyronie's disease (the formation of hardened tissue in the penis that causes pain, curvature, and distortion, usually during erection); priapism (persistent, usually painful erection of the penis as a consequence of disease and not related to sexual arousal); and urethral strictures (urethral stricture is an area of hardened tissue, which narrows the urethra sometimes making it difficult to urinate).

- Always turn OFF after use to avoid physical accidents or product damage.
- Always connect USB Charger facing the correct direction to avoid possible damage or fire hazards.
- Do not charge the product while ON. This may cause product damage and fire hazards.
- Do not twist/bend or forcibly remove USB Charger.
- Do not place under heavy objects or near hot objects. These may cause electrical and fire hazards.
- While not charging, always remove USB charger from electricity source to avoid dust or other dirt from causing fire and electric hazards.
- Please occasionally remove dust from USB Plug and USB Charger, as excessive build-up of dust in these areas may cause a fire hazard.

### Caution

- Do not excessively stretch the Silicone Cover. This may cause snapping or other product damage.
- Do not remove Silicone Cover. This may cause product damage or other defects and is a fire hazard.
- Do not attempt to fix the product if found defective. This may lead to fire and electricity hazards and may put you in danger.
- If you have a pacemaker or other electric medical instrument, are pregnant, are being treated for any medical issue, or otherwise have any concerns regarding your health, please consult a doctor before use of this product.
- Constriction rings do not prevent pregnancy.
- Allow at least 60 minutes between uses, as more frequent use may increase the risk of injury to the penis.
- Do not fall asleep while wearing the constriction ring, since prolonged use of the constriction ring may cause permanent injury to the penis.
- Misuse of a constriction ring may cause bruising, painful injury, or permanent damage to the penis.
- Do not use constriction rings under the influence of alcohol or drugs, since such use may impair the user's judgment and increase the risk of injury to the penis.
- DO NOT use on any damaged, irritated skin or any other bodily areas requiring medical attention.
- If you find the item to be defective, cease use immediately and turn product OFF. Continued use may cause injury.
- ALWAYS disconnect USB Charger from the item before washing.
- Do not touch USB Charger with wet hands. This may cause electric or fire hazards.
- Do not use if USB Charger or Connectors are damaged or loose. Continued use may cause short circuiting or electric and fire hazards.

### Instructions

- Do not insert product into body, swallow, or place in mouth.
- Do not use with massage oils, baby oil, or any oil-based lubricant.
- Do not use with silicone based lubricants. The SVR+ is only compatible with water based lubricants.
- The SVR+ is waterproof up to 50cm. Do not place in deeper waters or expose to intense streams of water. This may lead to product damage.

### Cleaning & Storage

- Always wash before first use and before every use with cold or tepid water.
- If using soap, please use only a mild, neutral soap.
- Dry with a cloth and allow the item to air dry in a cool, dry place. Store in the Smart Travel Case for storage.
- Store away from direct sunlight, in a cool, dry place.
- Please do not store with insecticides, solvents, products with strong scents such as perfumes or air fresheners, silicone items, or oil-based products.
- If it is necessary to clean the USB Charger, wipe down gently with a well-wrung cloth.

### Disposal

Regarding disposal of Waste Electrical and Electronic Equipment (WEEE), The symbol below of a crossed-out dustbin indicates that this item should be taken to an appropriate collection point for proper disposal. Please do not dispose with household waste, Product contains Li-ion Battery.



5

6

### Product Warranty

This product is covered by Product Warranty for SIX (6) MONTHS from Original Date of Purchase against defects due to fault of production or materials. If you discover a defect during the Product Warranty period, TENGA Co., Ltd. will provide a replacement, free of charge, at its discretion. Product Warranty covers working parts of the Product and does NOT cover the following.

- If you fail to show both this User Manual and Original Purchase Receipt.
- Abnormal usage methods, or usage methods deemed inappropriate or otherwise mentioned as invalidating Warranty in this User Manual.
- Damages made during delivery of product, moving of product or accidental damages.
- Cosmetic damage due to fair use of Product.
- Damages caused by natural disasters or use at wrong voltage.

For warranty inquiries: [tenga-global.com/contact](http://tenga-global.com/contact)

### Product Warranty

Name: \_\_\_\_\_  
 Address: \_\_\_\_\_  
 Telephone Number: \_\_\_\_\_  
 Warranty Period: 6Months  
 Date of Purchase: \_\_\_\_\_

Place of Purchase:  
 (Name of Store, Address, Telephone Number)  
 Attach Receipt

### Product Specifications

Product Name and Code	SVR PLUS [SMART VIBE RING PLUS] BLACK / VRP-001
Running Time / Charging Time	Approx. 40min (at full power) / Approx. 60min (at 5V 1000mA)
Product Dimensions / Weight	Approx. 97×38×17mm (H×W×D) / Approx. 34g
Contents	SVR+, USB Charger, Smart Travel Case, User Manual
Materials	SVR+: Silicone, PC, ABS, Li-ion Battery, Smart Travel Case: PP USB Charger: PVC

● Warning: When using the SVR+  
 The SVR+ uses a soft silicone, but please ensure you do not constrict blood flow with the Ring when holding the item. The material will also stretch over time due to everyday wear-and-tear from multiple uses. If you feel the Ring has been stretched, please dispose and consider purchasing a new SVR+.

[www.tenga-global.com](http://www.tenga-global.com)

Manufactured by TENGA Co., Ltd.  
 Designed by TENGA, Tokyo MADE IN CHINA Registered Design  
 [VRP01G02-20]

7

8

9

10