

TENGA AERO

USER MANUAL

Always read User Manual before use and store this manual without disposing.

Product Lineup

Silver Ring [TAH-001]



Pleasure from Spiraling Surroundings!

Cobalt Ring [TAH-002]



Pleasure from Suctioning Surfaces!

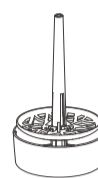
Product Content



●Casing



●Elastomer



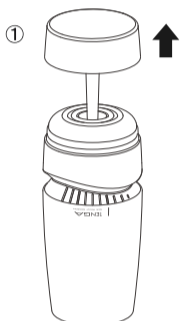
●Cap with attached Drying Stand



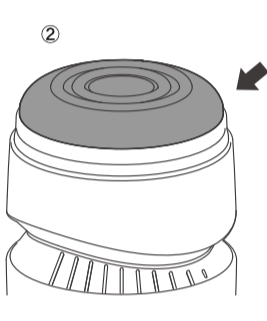
●Lotion (1 Tester Pouch)

※ We recommend the TENGA HOLE LOTION Series (sold separately) for further uses of the AERO.

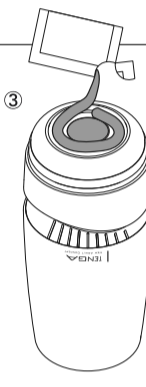
How to Use



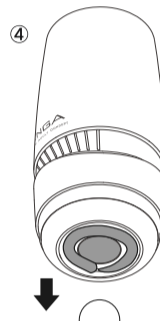
① Remove the Cap from the Product.



② Make sure the outer circumference of the Elastomer is fitted onto the case without any gaps.



③ With the insertion point facing up, lubricate the inside and insertion point of the Product to prepare for use.



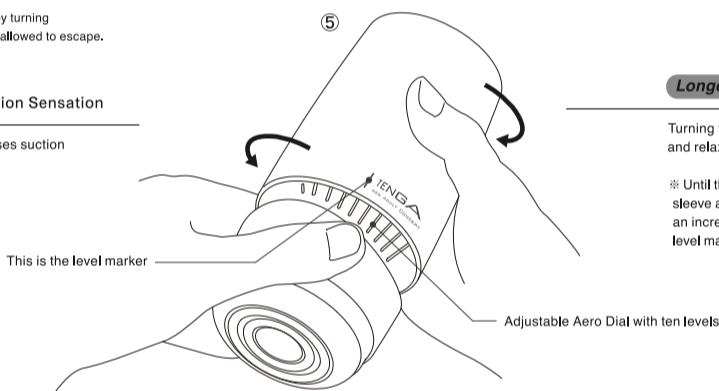
④ Ensure adequate lubrication for smooth insertion.

How to Use / About the Aero Dial

⑤ Find just the right amount of suction by turning the Aero Dial to adjust the amount of air allowed to escape.

Shorter lines Strong Suction Sensation

Turning the marker to the left increases suction and produces greater tightness.

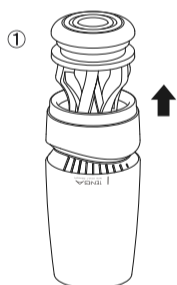


Longer lines Gentle Suction Sensation

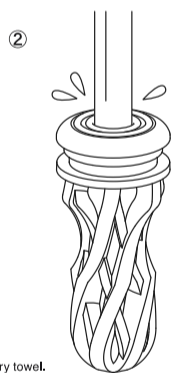
Turning the marker to the right weakens the suction and relaxes tightness.

※ Until the lubricant is fully covering both the internal sleeve and your shaft, we recommend that you allow an increased amount of air to escape by turning the level marker all the way to the right.

Washing

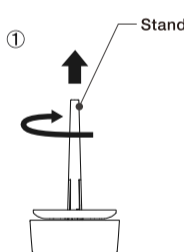


① Remove the Elastomer from the Casing.



② Carefully wash out the lotion with cold or lukewarm water and soap and then rinse. After washing, pat dry with a clean, dry towel.

Drying



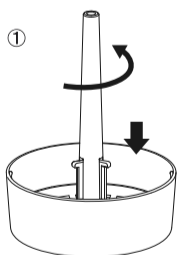
① Extend Cap's Drying Stand, then fix it in place by rotating clockwise until it clicks.



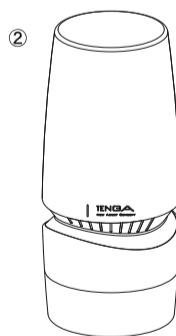
② Fit the Elastomer onto the Stand and allow it to air dry.

③ If the Cap has unwanted dirt on it after drying, it can be removed and washed by turning the Drying Stand clockwise until it clicks and then pulling up.

How to Store



① Insert the Drying Stand into the Cap, turn it counterclockwise, and return it to the bottom of the Cap when it hits the stopper.



② Place the Elastomer inside the Casing, replace the Cap, and store the Product in a cool, dry, dark place, away from direct sunlight.

TENGA HOLE LOTION Series (Sold Separately)

The AERO is best used with TENGA HOLE LOTION Series.

MILD

Delicately enveloping lubrication that's MILD

WILD

Direct stimulation for a feeling that's WILD

REAL

Lubrication that feels REAL

SOLID

Feel each SOLID edge



※ Tester lotion is a single-use amount of HOLE LOTION [REAL].

Warning

- Do not use on damaged, irritated or otherwise abnormal skin. If you experience any discomfort or irritation, stop use immediately and consult a medical professional.
- After use, ensure no lotion or other fluids remain on the item by washing thoroughly with tepid water and mild soap, and ensure product is completely dry before storing.
- Do not wash with alcoholic cleaners, or corrosive substances such as benzine or paint thinner. This may damage the item.
- Silicone-based / oil-based lubricants / other oils such as massage oil or baby oil may cause damage to the product material.
- Lotion may leak during use. Please ensure you use the item on a surface where this can occur.
- Do not boil.
- Store at cool to room temperature.
- Keep away from the reach of children.
- Do not place near nose or mouth to avoid suffocation risk.
- Do not use in any way other than stated on this User Manual.

- Do not share this product with others to prevent risk of STIs.
- Do not use this product if it is damaged in any way.
- TENGA Co., Ltd. can not be held liable if used in any way other than that stated in this User Manual. Use at own risk.
- Included Lotion only intended for use with this product. Not intended for use in sexual intercourse.

- Materials: ABS / PC / POM / Silicone / Elastomer
- Dimensions / Weight: W78xD78xH172mm / Approx. 350g

Manufactured by TENGA Co., Ltd.

1-7-1 Mita, Minato, Tokyo 108-0073, JAPAN

TENGA Europe GmbH - Immermannstr. 15. 40210 Düsseldorf, GERMANY

For more information, please visit: tenga.co

MADE IN JAPAN DESIGN PATENT PENDING