

tenga.co/manuals



iroha-tenga.com/en
[MHW01NPN01-20]

iroha mai

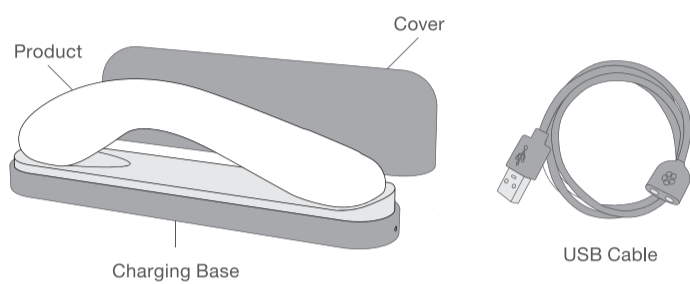
Haptic WAVE™

USER MANUAL

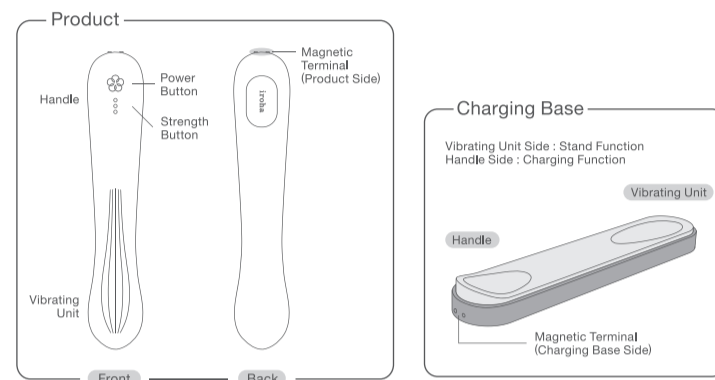
Always read User Manual before use
and store this manual without disposing.



Product Contents

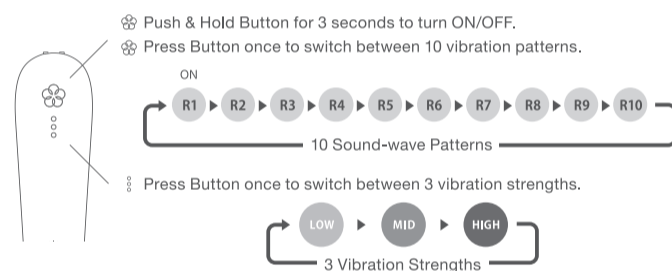


2



3

How to Use



⚠ Do not press, pull or twist the vibrating unit with excessive force. It may cause distorted noise or serious damage to the Product.

4

Rhythm Features

- | | |
|-----------------------------------|----------------------------|
| R1 Gentle Oscillating Rhythm | R6 Gentle Pulse Rhythm |
| R2 Gentle and Strong Waves Rhythm | R7 Strong Pulse Rhythm |
| R3 Push / Pull Rhythm | R8 Relaxing Musical Rhythm |
| R4 Waltz Rhythm | R9 Bubbling Water Rhythm |
| R5 Taiko Drum Rhythm | R10 Lively Beat Rhythm |

- ⚠ Silicone-based / oil-based lubricants / other oils such as massage oil or baby oil may cause damage to the product material.
- ⚠ Use only water-based lubricants with this product.
- ⚠ The iroha mai is waterproof up to 50cm. Do not place in deeper waters or expose to intense streams of water. This may lead to product damage.

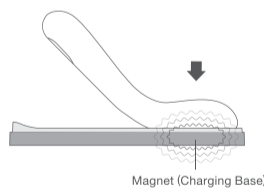
5

Using the Charging Base As A Stand

Place the Product here to prepare before use, or temporarily place it here after use.

To place on stand

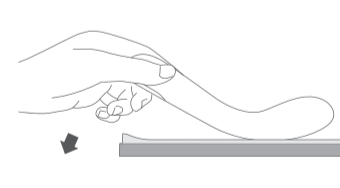
Place the Vibrating Unit of the Product in the recessed area. The magnet will hold the unit in place as shown in the figure.



Magnet (Charging Base)

To remove

The Vibrating Unit can be easily removed by lowering the Handle and using the neck of the Vibrating Unit to pivot.

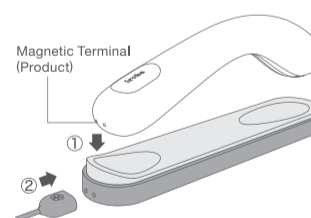


⚠ The magnetic stand serves as a hygienic way to hold the Product temporarily. Please be sure to turn off the power supply when placing the product on the stand. Also, please do not use the Product while it is placed on the stand.

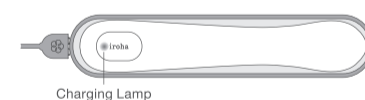
6

Charging

- Place Product onto Charging Base
 - ※ Make sure the Magnetic Terminal of the Product is connected to the metal part of the Charging Base.
- Make sure that the Flower symbol on the USB cable is facing up when connected to the Charging Base.
 - ※ Product will not charge if placed improperly.



- The charging lamp will blink when the product is being charged properly.
- Once fully charged, the Charging Lamp will turn off.



Charging Lamp

- ⚠ For first use, or use after a long period of disuse, please make sure to fully charge.
- ⚠ To sustain battery life as long as possible, please recharge to full charge at least every 6 months.

7


Cleaning & Storage

Product

- Please wash with cold or tepid water.
- If using soap, please use only a mild, neutral soap.
- Pat dry with a dry cloth to remove any excess water, and leave to air dry.
- Once dry, place on Charging Base and replace Cover to ensure the item stays clean.

- Always wash before first use and after every use with cold or tepid water.
- Do not clean with alcohol or highly acidic/alkaline cleaners.
- Do not boil or attempt to wash with hot water.
- Do not place in hot or cold water for extended periods of time.

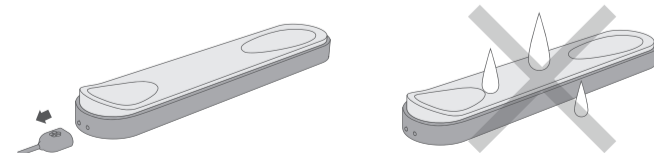
Storage Case



8

Charging Base

- Always remove USB Cable from Charging Base before cleaning.
- Clean with a wrung-out, damp cloth.
 - ※ The Charging Base is not waterproof. Take care to keep it from becoming wet.



- ⚠ To avoid electric shocks, electrical damage or fire hazards, please do NOT submerge Charging Base in water.
- ⚠ Keep away from hot, humid places and direct sunlight.
- ⚠ Please do not store with insecticides, solvents, silicone items, or oil-based products. This may cause the product to become deformed.

9

Troubleshooting

? The product won't turn on / the product won't stay on / the vibration is weak

- Ensure the item is fully charged.
- Deplete the battery completely once, then fully charge. There are cases where doing so several times will fix the problem. If a long time has passed since purchase, the product life of the battery may have ceased.

? The product won't charge / Charging Lamp isn't blinking

- Is the USB Cable correctly attached?
- Is the USB Cable attached with the Magnetic Terminal facing the correct way?
- Is the Product placed on the Charging Base in the correct orientation?
- The Product may be fully charged. The Charging Lamp will turn off once fully charged.
- Is there any dirt on the connectors of the cables? If there is, please clean with a dry cloth or cotton swab.

10

Caution

- Do not put this product in your mouth or swallow it. Do not use the product in such a way as to cause injury to the body.
- Use and store the product in a place out of the reach of infants and pets to avoid injury as well as the accidental swallowing of accessories and removable parts.
- Immediately notify a doctor if the product or one of its components is swallowed.
- DO NOT use on any damaged, irritated skin or any other bodily areas requiring medical attention.
- Immediately cease use if you feel excessive pain or discomfort during use, as physical injury may result. If you notice any adverse physical effects such as pain or injury, contact a medical professional immediately.
- If you have a pacemaker or other electronic medical instrument, are pregnant, are being treated for any medical issue, or otherwise have any concerns regarding your health, please consult a doctor before use of this product.
- If you find the item to be defective, cease use immediately and turn product OFF. Be sure USB cable is disconnected. Continued use may cause injury.
- Do not attempt to fix the product if found defective. This may lead to fire and electricity hazards and may put you in danger.
- Do not place item in or near open flames. Do not attempt to heat the item up or place in high temperature areas. Do not use if hot. Any of these may lead to overheating, product damage or fire hazards.

11

ATTENTION

- TENGA Co., Ltd. can not be held liable if used in any way other than that stated in this User Manual. Use at own risk.
- Do not share with others to avoid transmission of contagious diseases and infections.
- DO NOT drop or expose to extreme force as this may cause product damage.
- Do not place under heavy objects or near hot objects. These may cause electrical and fire hazards.
- After use, ensure no lotion or other fluids remain on the item by washing thoroughly with tepid water and mild soap, and ensure product is completely dry before storing.
- Do not clean with cleansers, alcohol, highly acidic/alkaline cleaners, or corrosive substances such as benzine or paint thinner to avoid causing damage or discoloring the item.
- Do not boil or attempt to wash with hot water. Do not place in hot or cold water for extended periods of time.
- Do not use or store in dusty places or places that may reach high temperatures or humidity (such as in a bathroom or in direct sunlight). Any of these may cause of product damage or fire hazards.
- Please do not store with insecticides, solvents, silicone items, or oil-based products. This may cause the product to become deformed.
- For first use, or use after a long period of disuse, please make sure to fully charge.
- To sustain battery life as long as possible, please recharge to full charge at least every 6 months.
- The Charging Base is not waterproof. Do not immerse in water or splash water on it. Doing so may cause an electric shock, short circuit, malfunction, or fire.
- Please ensure USB is compatible with your AC Wall Plug Adapter.
- The product will not charge if the USB Cable is connected facing the wrong way.
- Do not use any USB cables other than the one included with the iroha mai. Also, do not try to charge anything other than the iroha with the attached cable. Doing either may lead to electric shocks, short-circuiting the item, or other damages and hazards.

12

- Do not forcibly twist or bend the USB Cable, or wrap it around the Product Body. This will damage the cable.
- The included USB Cable is not waterproof.
- When removing USB Cable, always hold port and NOT the cable, and do not apply excessive force to remove USB Cable. Using excessive force may lead to short-circuiting, electrocution, or fire hazards.
- While not charging, always remove USB cable from electricity source to avoid dust or other dirt from causing fire and electric hazards.
- Please occasionally remove dust from USB Cable and Magnetic Terminal, as excessive build-up of dust in these areas may cause a fire hazard.
- The Charging Base houses a strong magnet. Please keep away from cell phones, watches, magnetic strip cards, contactless cards, music players and any other device that is affected by magnetic fields. This may cause malfunction of product or corruption of memory data.
- TENGA Co., Ltd. can not be held responsible for any damage due to exposure to strong magnetic currents.
- Always remove USB Cable when cleaning item. Do not attempt to attach or remove USB Cable with wet hands, as this may lead to burns, electrocution, or injury.
- Do not excessively stretch the outer silicone layer. This may cause snapping or other product damage.
- Do not remove the outer silicone layer. This may cause product damage or other defects and is a fire hazard.
- Use only water-based lubricants with this product.
- Do not use with Massage Oils, Baby Oil, or any oil-based lubricant.
- Do not use in salt water or sea water. This may lead to product damage.
- Do not use on same part of body for over 15 minutes.

13

Disposal

Regarding disposal of Waste Electrical and Electronic Equipment (WEEE).
The symbol of a crossed-out dustbin indicates that this item should be taken to an appropriate collection point for proper disposal. Please do not dispose with household waste. Product contains Li-ion Polymer Battery.



Product Warranty

Please note the warranty will not cover the following circumstances.

- If you fail to show both this User Manual and Original Purchase Receipt.
- Abnormal usage methods, or usage methods deemed inappropriate or otherwise mentioned as invalidating Warranty in this User Manual.
- Damage caused by fire, earthquake, flood, lightning, or other natural event or disruption or use at the wrong voltage.
- If the item is damaged from normal wear-and-tear of product during fair use.

14

Product Warranty

| | |
|--|--------|
| Name | |
| Address | |
| Telephone Number | |
| Warranty Period | 1 Year |
| Date of Purchase | |
| Place of Purchase (Store Name, Address, Phone Number) Attach Receipt | |

15

Specifications

| | |
|-----------------------------|---|
| Product Name and Code | iroha mai TOKI MHW-01 / TSURU MHW-02 |
| Product Dimensions / Weight | 33 x 33 x 174mm (W x H x D) / 107g 6.85 x 1.30 x 1.30in. (D x W x H) / 0.24lb. |
| Running Time | Approx. 60 min (Full Power) |
| Charging Time | Approx. 90 min |
| Rated Voltage | DC 5V, 1A |
| Materials | Product Body : Silicone, ABS, PC, Li-ion Polymer Battery Charging Base / Cover : PC USB Cable : PVC |
| USB Cable Length | 1m (Magnetic Terminal - USB A Connector) |

MADE IN CHINA

16