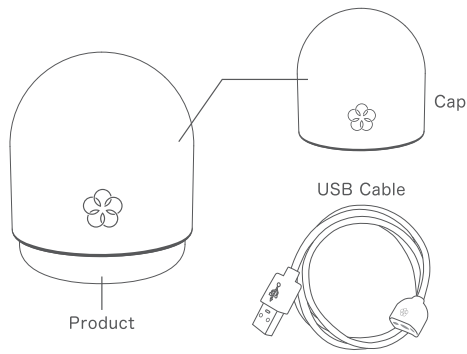
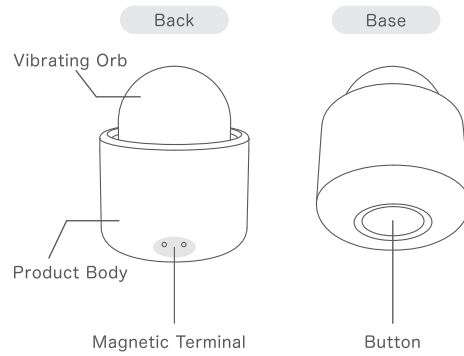


Product Contents

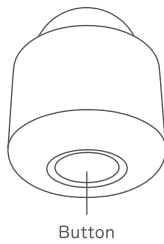


Product



English 1-2

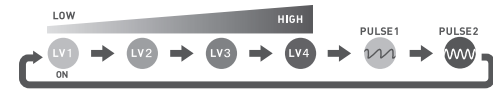
How to Use



Push & Hold Button on Base of Product for three seconds to turn ON/OFF.

※ Remove Cap before use.

Vibration Patterns



● Press Button once to switch vibration modes.

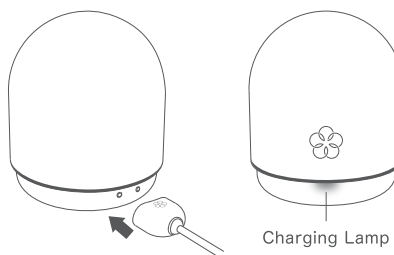
PULSE1 ... An enticing pulsation

PULSE2 ... Rhythmic Pulsing

- ⚠ Do not place Product in mouth. Do not attempt to swallow product. Do not insert item in body.
- ⚠ Do not exert any strong pressure on the Vibrating Orb, such as forcibly pressing the Vibrating Orb into the Product, twisting, or pulling on the Vibrating Orb. This may lead to product damage.
- ⚠ Silicone-based / oil-based lubricants / other oils such as massage oil or baby oil may cause damage to the product material.
- ⚠ Use only water-based lubricants with this product.
- ⚠ The iroha temari is waterproof up to 50cm. Do not place in deeper waters or expose to intense streams of water. This may lead to product damage.

English 3-4

Charging



① Connect the USB Cable to the Magnetic Terminal with the Flower symbol (🌸) facing upwards.

- ※ Do not use any Charging Cable other than the included USB Cable.
- ※ The product will not charge if the USB Cable is connected facing the wrong way.
- ※ To ensure proper connection, place the item on a flat surface when charging.

② If connected properly, the Charging Lamp will turn on.

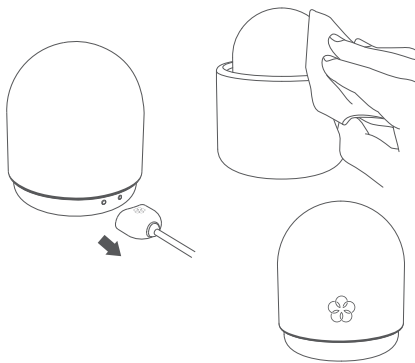
③ Once fully charged, the Charging Lamp will turn off.

- ※ The Charging Lamp is located on the opposite end of the Magnetic Terminal.

- ⚠ For first use, or use after a long period of disuse, please make sure to fully charge.
- ⚠ To sustain battery life as long as possible, please recharge to full charge at least every 6 months.
- ⚠ The included USB Cable is not waterproof.
- ⚠ Do not attempt to attach or remove USB Cable with wet hands, as this may lead to burns, electrocution, or injury.

English 5-6

Cleaning & Storage



- ① Always remove USB Cable from Product before cleaning.
 - ② Please wash with cold or tepid water.
 - ③ If using soap, please use only a mild, neutral soap.
 - ④ Pat dry with a dry cloth to remove any excess water, and leave to air dry.
 - ⑤ Once dry, replace Cap to ensure the item stays clean.
- Thoroughly clean the Product before first use.
 - Do not clean with alcohol or highly acidic/alkaline cleaners. This may cause disfiguration of product.
 - Do not clean with hot water. Do not place in hot or cold water for extended periods of time.

- ⚠ Store away from direct sunlight, in a cool, dry place.
- ⚠ Please do not store with insecticides, solvents, silicone items, or oil-based products. This may cause the product to become deformed.

English 7-8

Troubleshooting

? The product won't turn on / the product won't stay on / the vibration is weak

- Press and hold Button for 2~3 seconds.
- Ensure the item is fully charged.
- Deplete the battery completely once, then fully charge. There are cases where doing so several times will fix the problem. If a long time has passed since purchase, the product life of the battery may have ceased.

? The product won't charge / Charging Lamp won't turn on

- Is the USB Cable correctly attached?
- Is the USB Cable attached with the Magnetic Terminal facing the correct way?
- Is there any dirt on the connectors of the cables? If there is, please clean with a dry cloth or cotton swab.

- The Product may be fully charged. The Charging Lamp will turn off once fully charged.

? The product won't stop charging.

- Is the USB Cable attached with the Magnetic Terminal facing the correct way?
- Is there any dirt on the connectors of the cables? If there is, please clean with a dry cloth or cotton swab.
- If the Charging Lamp does not turn off after 120 minutes, there may be an issue with the connection. Please disconnect completely, reconnect and attempt the charging process once again.

English 9-10

WARNING

- Do not excessively stretch the Silicone Cover of the Vibrating Orb. This may cause snapping or other product damage.
- Do not remove the Silicone Cover of the Vibrating Orb. This may cause product damage or other defects and is a fire hazard.
- Do not attempt to fix the product if found defective. This may lead to fire and electricity hazards and may put you in danger.
- Do not place item in or near open flames. Do not attempt to heat the item up or place in high temperature areas. Do not use if hot. Any of these may lead to overheating, fire hazards or explosion of item.
- If you have a pacemaker or other electronic medical instrument, are pregnant, are being treated for any medical issue, or otherwise have any concerns regarding your health, please consult a doctor before use of this product.
- DO NOT use on any damaged, irritated skin or any other bodily areas requiring medical attention.
- If you find the item to be defective, cease use immediately and turn product OFF. Continued use may cause injury.
- Always connect USB Cable to Magnetic Terminal facing the correct way up. Not doing so may lead to damage of product, overheating, or fire hazards.
- Do not use if USB Cable is damaged. This may lead to short-circuiting of item, electrocution, or fire hazards.

- Always remove USB Cable when cleaning item.
- Do not attempt to attach or remove USB Cable with wet hands, as this may lead to burns, electrocution, or injury.

Caution

- Always wash before and after every use. Do not boil or attempt to wash with hot water.
- Keep away from hot, humid places and direct sunlight. These may cause product damage or fire hazards.
- Do not clean with alcohol or highly acidic/alkaline cleaners. This may cause disfiguration of product.
- Product and included USB Cable include a strong magnet. Do not place near cell phones, watches or clocks, magnetic IC cards, music players or any other items that are affected by a magnetic field. This may lead to product damage or damage of items placed near them.
- Keep out of reach of children. Detachable parts may cause choking hazards.
- DO NOT drop or expose to extreme force as this may cause product damage.

English 11-12

- Do not use when tired or under the influence of alcohol as this may cause health troubles.
- If you notice any adverse physical effects during use, cease use immediately and contact a medical professional. Prolonged use may cause injury or health problems.
- Do not use in salt water or sea water. This may lead to product damage.
- Do not leave in water for prolonged periods of time. This may lead to product damage.
- Do not share with others to avoid transmission of contagious diseases and infections.
- Do not use on same part of body for over 15 minutes.
- Always turn OFF after use to avoid physical accidents or product damage.
- Do not charge the product while ON. This may cause product damage and fire hazards.
- Do not twist/bend or forcibly remove USB Charger.
- Do not place under heavy objects or near hot objects. These may cause electrical and fire hazards.
- When removing USB Cable, always hold port and NOT the cable, and do not apply excessive force to remove USB Cable. Using excessive force may lead to short-circuiting, electrocution or fire hazards.
- DO NOT use if product is malfunctioning. Turn OFF immediately. Use while malfunctioning may lead to injury.

- While not charging, always remove USB charger from electricity source to avoid dust or other dirt from causing fire and electric hazards.
- Please occasionally remove dust from USB Plug and USB Charger, as excessive build-up of dust in these areas may cause a fire hazard.
- Remove Cap before use.

Disposal

Regarding disposal of Waste Electrical and Electronic Equipment (WEEE).

The symbol below of a crossed-out dustbin indicates that this item should be taken to an appropriate collection point for proper disposal. Please do not dispose with household waste. Product contains Li-ion Polymer Battery.



English 13-14

Product Warranty

This product is covered by a 1 (one) Year Warranty from date of purchase. Product warranty will become void under the following circumstances.

- If you fail to show both this User Manual and Original Purchase Receipt.
- Abnormal usage methods, or usage methods deemed inappropriate or otherwise mentioned as invalidating Warranty in this User Manual.
- Damages made during delivery of product, moving of product or accidental damages.
- Damages caused by natural disasters or use at wrong voltage.
- Cosmetic damage due to fair use of Product.

Product Specifications

Product Name and Code	iroha temari MIZU HMT-01 KAZÉ HMT-02 HANA HMT-03
Product Dimensions Weight	61×61×71mm Approx. 134g (With Cap)
Running Time	Approx. 90 min (Full Power)
Charging Time	Approx. 120 min
Rated Voltage	DC 5V, 1A
USB Cable	0.7m (Magnetic Terminal - USB A Connector)
Materials	Product: Silicone / ABS / PC / Li-ion Polymer Battery (Li-Poly) Cap: ABS USB Cable: PVC
Country of manufacture	China

English 15-16

Product Warranty

Name:	
Address:	
Telephone Number:	
Warranty Period:	1 Year
Date of Purchase:	
Place of Purchase (Store Name, Address, Phone Number) - Attach Receipt	

Contact Details : <https://iroha-tenga.com/en/contact/>

English 17-18